

# Livable Aichi

Aichi's strengths are its stable economic infrastructure, low cost of living, and convenient transportation. Enjoy a relaxing lifestyle in Aichi blessed by a rich natural environment and an agreeable climate year-round.

## No.1 Industrial Center

Aichi is ranked as No.1 prefecture for the shipment amount of manufactured commodity in Japan through 47 years consecutive. Various manufacturing industries are concentrated in here such as automotive and aerospace as core industries, as well as robotics, textile, ceramics and so on.

**So many  
blue-chip  
companies!**



Ministry of Internal Affairs and Communications and  
Ministry of Economy, Trade and Industry "Results of Annual Business Survey" (2024)

## Low Cost of Living

Aichi's regional difference index of consumer prices is 98.5 (national average = 100). This is much lower than Tokyo's 102.2, and on the low end for Japan as a whole.

**Tokyo**  
**1,022 yen**



**Aichi**  
**985 yen**

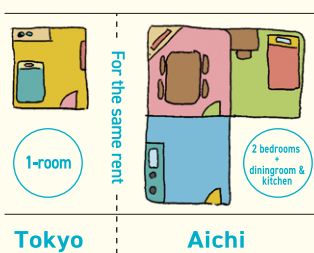
For the same amount of food...

**Low prices!**

Ministry of Internal Affairs and Communications  
"Results of Retail Price Survey (Structural Survey)" (2024)  
(comprehensive excluding rents)

## Low Rent

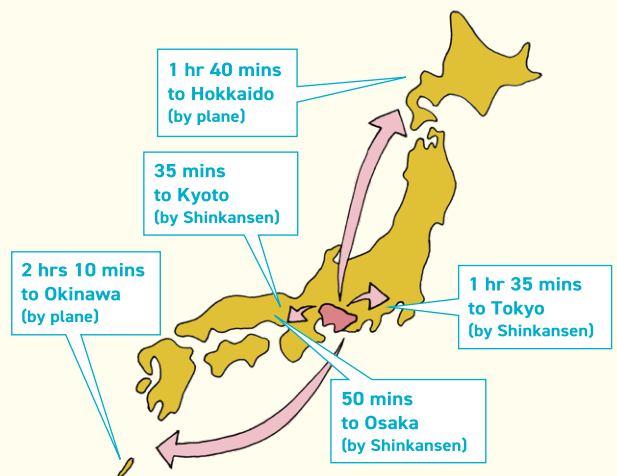
The rent levels for privately rented housing in Aichi are about half of that in Tokyo, based on floor space\*. The reasonable rents make your life comfortable.



Ministry of Internal Affairs and Communications  
"Results of Retail Price Survey (Trend Survey)" (2024)  
\*Nagoya City and Tokyo Metropolitan Area

## Easy Access to the Entire Country

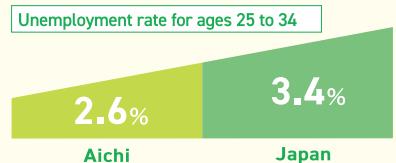
Since Aichi is located in the center of Japan, it has convenient public transportation access to anywhere in the country. This keeps down costs and travel time. When the Super Conducting Maglev Shinkansen is opened, the travel time between Aichi and Tokyo will be reduced to approximately 40 minutes.



Shinkansen travel times are based on departure from Nagoya Station.  
Air travel times are based on departure from Chubu Centrair International Airport

## Low Youth Unemployment Rate

Aichi's youth unemployment rate is 2.6%, which is lower than Japan's national average of 3.4%. It's employment environment with little unemployment.



Aichi Prefecture's "Aichi Employment Conditions", and Ministry of Internal Affairs and Communications "Results of Labour Force Survey" (All 2024 averages).

## Rich Culture and Traditions

Aichi produced many celebrated military commanders during the warring states period, including Oda Nobunaga, Toyotomi Hideyoshi and Tokugawa Ieyasu. There are lots of castles, historic battlefields and other spots related to these warriors. And traditional culture, such as festivals and traditional crafts, has been diligently passed down to the present day.



# Comparing Japan's three largest metropolitan areas

**Aichi is  
No. 1 in livability!**

**Aichi**

vs

**Tokyo**

**Osaka**

## Regional difference index of consumer prices

Nationwide = 100, comprehensive excluding rents

**98.5**

**102.2**

**99.3**

Ministry of Internal Affairs and Communications "Results of Retail Price Survey (Structural Survey)" (2024)

## Price of stand-alone homes

132 m<sup>2</sup> residential lot and building price  
(newly constructed)

**47,410,000 yen**  
(Nagoya city)

**116,050,000 yen**  
(Tokyo's 23 wards)

**79,140,000 yen**  
(Osaka city)

Calculated from residential land and building sale price data using Ministry of Land, Infrastructure, Transport and Tourism "Real Estate Information Library"(2024)

## Rent for privately managed housing

Monthly rent for a 50 m<sup>2</sup> rental property

**79,227 yen**  
(Nagoya city)

**147,515 yen**  
(Tokyo's 23 wards)

**93,667 yen**  
(Osaka city)

Ministry of Internal Affairs and Communications "Results of Retail Price Survey (Trend Survey)" (2024)

## Residential lot size

Stand-alone homes, etc.

**242m<sup>2</sup>**

**141m<sup>2</sup>**

**138m<sup>2</sup>**

Ministry of Internal Affairs and Communications "Results of 2023 Housing and Land Survey"

## Commuting time

Primary breadwinner (one-way)

**29.0 minutes**

**43.7 minutes**

**36.2 minutes**

Ministry of Internal Affairs and Communications "Results of 2023 Housing and Land Survey"

## Per capita area of urban parks

**7.97m<sup>2</sup>**

**4.38m<sup>2</sup>**

**5.76m<sup>2</sup>**

Ministry of Internal Affairs and Communications "Statistical Observations of Prefectures 2025"

## Population density by habitable land area

**2,496 people/ km<sup>2</sup>**

**9,860 people/ km<sup>2</sup>**

**6,569 people/ km<sup>2</sup>**

Ministry of Internal Affairs and Communications "Statistical Observations of Prefectures 2025"

## Ratio of people suffering from anxiety and stress

**44.2 %**

**48.7 %**

**46.4 %**

Calculated from the data of Ministry of Health, Labour and Welfare "Results of 2022 Comprehensive Survey of Living Conditions"

## Unemployment rate for ages 25 to 34

**2.6 %**

**2.8 %**

**4.4 %**

Aichi Prefecture's "Aichi Employment Conditions", Tokyo Metropolitan's "Tokyo Labor Force" and Osaka Prefecture's "Employment Status in Osaka" (All 2024 averages)

## Number of children on waiting lists for childcare centers, etc.

**51**

**339**

**194**

Children and Families Agency "Compilation of Conditions Related to Childcare Facilities" (April 1, 2025)

## Total fertility rate

**1.22**

**0.96**

**1.14**

Ministry of Health, Labour and Welfare "Results of Vital Statistics" (2024)