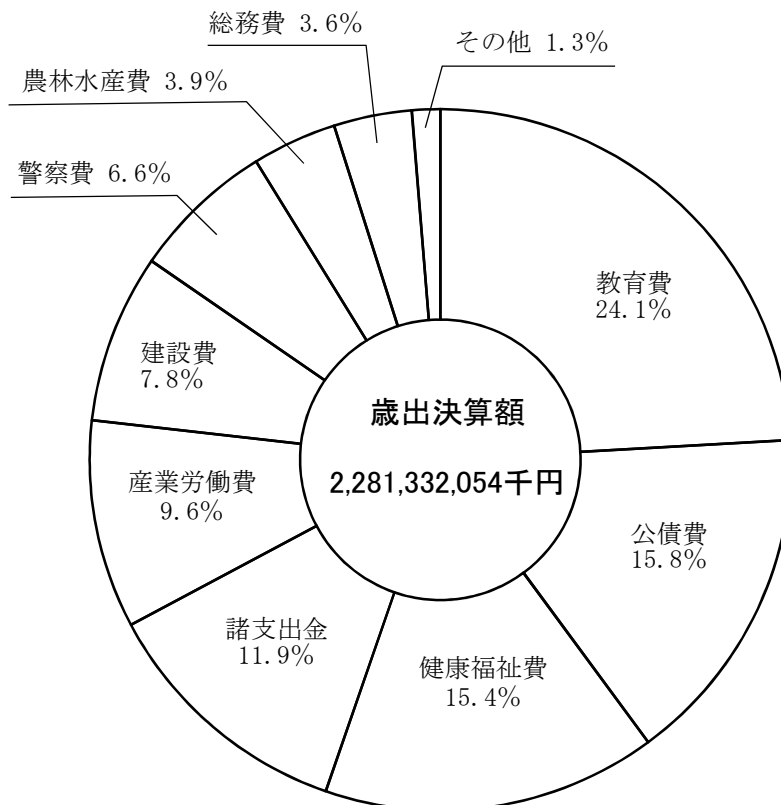
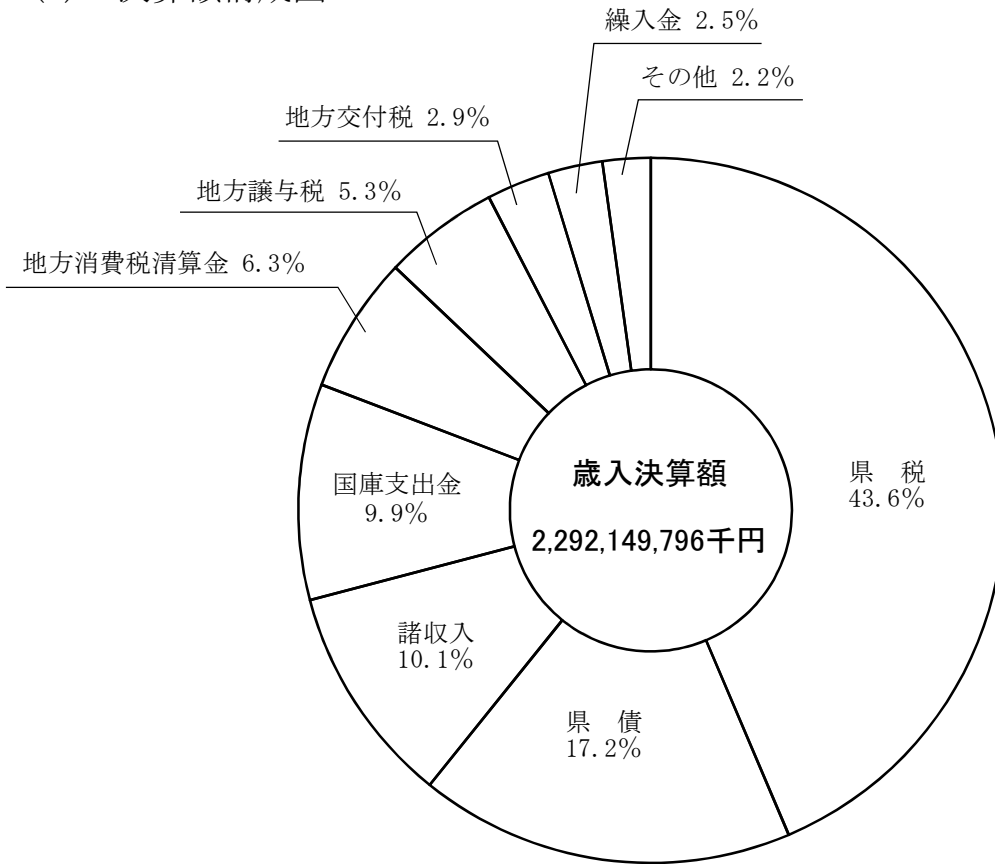


1 一般会計歳入歳出の構成

(1) 決算額構成図



(2) 予算額及び決算額

ア 歳入

| 区分 | 25年度 | | | | | |
|-------------|---------------|-------|---------------|-------|-----------------|---------------|
| | 予算(1) | | 決算(2) | | 差引増減 (2)-(1) | 比率 (2)/(1) |
| | 金額 | 構成比 | 金額 | 構成比 | | |
| | 千円 | % | 千円 | % | 千円 | % |
| 税 | 993,100,000 | 42.1 | 998,871,239 | 43.6 | 5,771,239 | 100.6 |
| 地方消費税清算金 | 145,150,000 | 6.1 | 145,150,927 | 6.3 | 927 | 100.0 |
| 地方譲与税 | 120,356,001 | 5.1 | 122,310,226 | 5.3 | 1,954,225 | 101.6 |
| 地方特例交付金 | 3,313,831 | 0.1 | 3,313,831 | 0.1 | 0 | 100.0 |
| 地方交付税 | 64,789,294 | 2.7 | 66,482,511 | 2.9 | 1,693,217 | 102.6 |
| 交通安全対策特別交付金 | 2,300,000 | 0.1 | 2,261,626 | 0.1 | △38,374 | 98.3 |
| 分担金及び負担金 | 8,951,093 | 0.4 | 7,641,043 | 0.3 | △1,310,050 | 85.4 |
| 使用料及び手数料 | 21,511,925 | 0.9 | 21,123,260 | 1.0 | △388,665 | 98.2 |
| 国庫支出金 | 251,323,963 | 10.7 | 226,564,513 | 9.9 | △24,759,450 | 90.1 |
| 財産収入 | 4,885,322 | 0.2 | 5,139,845 | 0.2 | 254,523 | 105.2 |
| 寄附金 | 42,320 | 0.0 | 32,244 | 0.0 | △10,076 | 76.2 |
| 繰入金 | 90,943,451 | 3.9 | 57,651,471 | 2.5 | △33,291,980 | 63.4 |
| 繰越金 | 9,968,486 | 0.4 | 10,908,856 | 0.5 | 940,370 | 109.4 |
| 諸収入 | 230,858,049 | 9.8 | 231,471,604 | 10.1 | 613,555 | 100.3 |
| 県債 | 413,133,266 | 17.5 | 393,226,600 | 17.2 | △19,906,666 | 95.2 |
| 合計 | 2,360,627,001 | 100.0 | 2,292,149,796 | 100.0 | △68,477,205 | 97.1 |

イ 歳出

| 区分 | 25年度 | | | | | |
|-------|---------------|-------|---------------|-------|-----------------|---------------|
| | 予算(1) | | 決算(2) | | 差引増減 (2)-(1) | 比率 (2)/(1) |
| | 金額 | 構成比 | 金額 | 構成比 | | |
| | 千円 | % | 千円 | % | 千円 | % |
| 議会費 | 3,020,201 | 0.1 | 2,873,968 | 0.1 | △146,233 | 95.2 |
| 総務費 | 87,641,107 | 3.7 | 82,278,947 | 3.6 | △5,362,160 | 93.9 |
| 地域振興費 | 8,856,227 | 0.4 | 8,573,174 | 0.4 | △283,053 | 96.8 |
| 県民生活費 | 11,043,606 | 0.5 | 10,703,578 | 0.5 | △340,028 | 96.9 |
| 環境費 | 7,557,570 | 0.3 | 7,294,793 | 0.3 | △262,777 | 96.5 |
| 健康福祉費 | 360,967,747 | 15.3 | 350,697,679 | 15.4 | △10,270,068 | 97.2 |
| 産業労働費 | 220,004,872 | 9.3 | 218,213,314 | 9.6 | △1,791,558 | 99.2 |
| 農林水産費 | 95,100,174 | 4.0 | 88,260,048 | 3.9 | △6,840,126 | 92.8 |
| 建設費 | 221,094,597 | 9.4 | 177,821,708 | 7.8 | △43,272,889 | 80.4 |
| 警察費 | 156,724,311 | 6.6 | 151,657,174 | 6.6 | △5,067,137 | 96.8 |
| 教育費 | 556,017,190 | 23.6 | 551,201,746 | 24.1 | △4,815,444 | 99.1 |
| 災害復旧費 | 740,694 | 0.0 | 388,081 | 0.0 | △352,613 | 52.4 |
| 公債費 | 360,640,220 | 15.3 | 360,421,113 | 15.8 | △219,107 | 99.9 |
| 諸支出金 | 270,963,313 | 11.5 | 270,946,731 | 11.9 | △16,582 | 100.0 |
| 予備費 | 255,172 | 0.0 | 0 | 0.0 | △255,172 | 0.0 |
| 合計 | 2,360,627,001 | 100.0 | 2,281,332,054 | 100.0 | △79,294,947 | 96.6 |

(注) 歳入予算額は「継続費及び繰越事業費繰越財源充当額」、歳出予算額は「継続費及び繰越事業費繰越額」及び

| 区分 | 24年度 | | | | | | 対前年比 | |
|----|---------------|-------|---------------|-------|-----------------|---------------|---------------|---------------|
| | 予算(3) | | 決算(4) | | 差引増減 (4)-(3) | 比率 (4)/(3) | 予算 (1)/(3) | 決算 (2)/(4) |
| | 金額 | 構成比 | 金額 | 構成比 | | | | |
| | 千円 | % | 千円 | % | 千円 | % | % | % |
| | 920,600,000 | 39.5 | 925,455,239 | 41.1 | 4,855,239 | 100.5 | 107.9 | 107.9 |
| | 147,285,000 | 6.3 | 147,285,454 | 6.5 | 454 | 100.0 | 98.6 | 98.6 |
| | 102,138,001 | 4.4 | 102,211,635 | 4.5 | 73,634 | 100.1 | 117.8 | 119.7 |
| | 3,314,918 | 0.1 | 3,314,918 | 0.1 | 0 | 100.0 | 100.0 | 100.0 |
| | 59,045,918 | 2.5 | 59,124,515 | 2.6 | 78,597 | 100.1 | 109.7 | 112.4 |
| | 2,300,000 | 0.1 | 2,327,999 | 0.1 | 27,999 | 101.2 | 100.0 | 97.1 |
| | 15,091,349 | 0.7 | 13,645,567 | 0.7 | △1,445,782 | 90.4 | 59.3 | 56.0 |
| | 21,711,461 | 1.0 | 21,236,051 | 1.0 | △475,410 | 97.8 | 99.1 | 99.5 |
| | 245,353,155 | 10.5 | 208,954,632 | 9.3 | △36,398,523 | 85.2 | 102.4 | 108.4 |
| | 7,553,279 | 0.3 | 7,740,613 | 0.3 | 187,334 | 102.5 | 64.7 | 66.4 |
| | 71,403 | 0.0 | 51,446 | 0.0 | △19,957 | 72.1 | 59.3 | 62.7 |
| | 91,787,239 | 3.9 | 72,141,611 | 3.2 | △19,645,628 | 78.6 | 99.1 | 79.9 |
| | 9,242,645 | 0.4 | 9,242,646 | 0.4 | 1 | 100.0 | 107.9 | 118.0 |
| | 243,093,629 | 10.4 | 243,389,379 | 10.8 | 295,750 | 100.1 | 95.0 | 95.1 |
| | 463,564,866 | 19.9 | 436,057,200 | 19.4 | △27,507,666 | 94.1 | 89.1 | 90.2 |
| 合計 | 2,332,152,863 | 100.0 | 2,252,178,905 | 100.0 | △79,973,958 | 96.6 | 101.2 | 101.8 |

| 区分 | 24年度 | | | | | | 対前年比 | |
|----|---------------|-------|---------------|-------|-----------------|---------------|---------------|---------------|
| | 予算(3) | | 決算(4) | | 差引増減 (4)-(3) | 比率 (4)/(3) | 予算 (1)/(3) | 決算 (2)/(4) |
| | 金額 | 構成比 | 金額 | 構成比 | | | | |
| | 千円 | % | 千円 | % | 千円 | % | % | % |
| | 3,093,044 | 0.1 | 2,978,324 | 0.1 | △114,720 | 96.3 | 97.6 | 96.5 |
| | 73,377,441 | 3.1 | 70,183,055 | 3.1 | △3,194,386 | 95.6 | 119.4 | 117.2 |
| | 7,410,247 | 0.3 | 7,147,518 | 0.3 | △262,729 | 96.5 | 119.5 | 119.9 |
| | 11,292,771 | 0.5 | 10,725,982 | 0.4 | △566,789 | 95.0 | 97.8 | 99.8 |
| | 6,180,346 | 0.3 | 5,977,288 | 0.3 | △203,058 | 96.7 | 122.3 | 122.0 |
| | 364,785,153 | 15.6 | 353,393,834 | 15.8 | △11,391,319 | 96.9 | 99.0 | 99.2 |
| | 232,872,602 | 10.0 | 230,934,793 | 10.3 | △1,937,809 | 99.2 | 94.5 | 94.5 |
| | 85,178,153 | 3.7 | 68,231,469 | 3.0 | △16,946,684 | 80.1 | 111.6 | 129.4 |
| | 231,821,664 | 9.9 | 185,330,809 | 8.3 | △46,490,855 | 79.9 | 95.4 | 95.9 |
| | 156,653,008 | 6.7 | 153,825,171 | 6.9 | △2,827,837 | 98.2 | 100.0 | 98.6 |
| | 563,334,690 | 24.2 | 557,890,386 | 24.9 | △5,444,304 | 99.0 | 98.7 | 98.8 |
| | 1,478,988 | 0.1 | 1,254,477 | 0.1 | △224,511 | 84.8 | 50.1 | 30.9 |
| | 347,009,625 | 14.9 | 346,723,625 | 15.5 | △286,000 | 99.9 | 103.9 | 104.0 |
| | 247,472,240 | 10.6 | 247,176,766 | 11.0 | △295,474 | 99.9 | 109.5 | 109.6 |
| | 192,891 | 0.0 | 0 | 0.0 | △192,891 | 0.0 | 132.3 | - |
| 合計 | 2,332,152,863 | 100.0 | 2,241,773,497 | 100.0 | △90,379,366 | 96.1 | 101.2 | 101.8 |


「予備費支出及び流用増減」を含む。

2 県税、地方消費税清算金及び地方譲与税歳入予算状況

| 区 分 | 当 年 2 月 会 計 25 県 議 | 初 月 会 計 26 県 議 | 第 一 次 補 正 2 月 会 計 | 最 終 予 算 額 |
|-------------------|-----------------------|-------------------|----------------------|-----------|
| | 千円 | 千円 | 千円 | 千円 |
| 個 人 県 民 税 | 312,591,000 | 29,903,000 | 342,494,000 | |
| 現 | 307,225,000 | 30,067,000 | 337,292,000 | |
| 滞 | 5,366,000 | △164,000 | 5,202,000 | |
| 法 人 県 民 税 | 49,500,000 | 3,300,000 | 52,800,000 | |
| 現 | 49,410,000 | 3,300,000 | 52,710,000 | |
| 滞 | 90,000 | | 90,000 | |
| 県 民 税 利 子 割 | 6,536,001 | 80,000 | 6,616,001 | |
| 現 | 6,536,000 | 80,000 | 6,616,000 | |
| 滞 | 1 | | 1 | |
| 個 人 事 業 税 | 11,379,000 | 411,000 | 11,790,000 | |
| 現 | 11,168,000 | 416,000 | 11,584,000 | |
| 滞 | 211,000 | △5,000 | 206,000 | |
| 法 人 事 業 税 | 174,900,000 | 16,100,000 | 191,000,000 | |
| 現 | 174,700,000 | 16,150,000 | 190,850,000 | |
| 滞 | 200,000 | △50,000 | 150,000 | |
| 地 方 消 費 税 譲 渡 割 | 87,985,000 | 18,587,000 | 106,572,000 | |
| 地 方 消 費 税 貨 物 割 | 56,380,000 | 3,091,000 | 59,471,000 | |
| 不 動 産 取 得 税 | 17,275,000 | 2,942,000 | 20,217,000 | |
| 現 | 17,058,000 | 3,009,000 | 20,067,000 | |
| 滞 | 217,000 | △67,000 | 150,000 | |
| 県 た ば こ 税 | 9,468,001 | 244,000 | 9,712,001 | |
| 現 | 9,468,000 | 244,000 | 9,712,000 | |
| 滞 | 1 | | 1 | |
| ゴ ル フ 場 利 用 税 | 1,682,001 | | 1,682,001 | |
| 現 | 1,682,000 | | 1,682,000 | |
| 滞 | 1 | | 1 | |
| 自 動 車 取 得 税 | 15,952,000 | | 15,952,000 | |
| 現 | 15,951,000 | | 15,951,000 | |
| 滞 | 1,000 | | 1,000 | |
| 軽 油 引 取 税 | 55,448,000 | 1,887,000 | 57,335,000 | |
| 現 | 53,928,000 | 1,722,000 | 55,650,000 | |
| 滞 | 1,520,000 | 165,000 | 1,685,000 | |
| 自 動 車 税 | 116,585,000 | △179,000 | 116,406,000 | |
| 現 | 115,765,000 | △160,000 | 115,605,000 | |
| 滞 | 820,000 | △19,000 | 801,000 | |
| 鉦 区 税 | 3,501 | | 3,501 | |
| 現 | 3,500 | | 3,500 | |
| 滞 | 1 | | 1 | |
| 固 定 資 産 税 | 417,928 | 8,000 | 425,928 | |
| 現 | 417,927 | 8,000 | 425,927 | |
| 滞 | 1 | | 1 | |
| 狩 猟 税 | 24,564 | | 24,564 | |
| 産 業 廃 棄 物 税 | 562,001 | 26,000 | 588,001 | |
| 現 | 562,000 | 26,000 | 588,000 | |
| 滞 | 1 | | 1 | |
| 旧 軽 油 引 取 税 | 10,001 | | 10,001 | |
| 現 | 1 | | 1 | |
| 滞 | 10,000 | | 10,000 | |
| 旧 自 動 車 取 得 税 | 2 | | 2 | |
| 現 | 1 | | 1 | |
| 滞 | 1 | | 1 | |
| 旧 特 別 地 方 消 費 税 | 1,000 | | 1,000 | |
| 滞 | 1,000 | | 1,000 | |
| 県 税 合 計 | 916,700,000 | 76,400,000 | 993,100,000 | |
| 現 | 763,898,993 | 54,862,000 | 818,760,993 | |
| 滞 | 8,436,007 | △140,000 | 8,296,007 | |
| 譲 渡 貨 物 | 87,985,000 | 18,587,000 | 106,572,000 | |
| 貨 物 | 56,380,000 | 3,091,000 | 59,471,000 | |
| 地 方 消 費 税 清 算 金 | 141,373,000 | 3,777,000 | 145,150,000 | |
| 地 方 法 人 特 別 譲 与 税 | 106,600,000 | 8,400,000 | 115,000,000 | |
| 地 方 揮 発 油 譲 与 税 | 5,017,000 | | 5,017,000 | |
| 石 油 ガ ス 譲 与 税 | 308,000 | | 308,000 | |
| 地 方 道 路 譲 与 税 | 1 | | 1 | |
| 航 空 機 燃 料 譲 与 税 | 31,000 | | 31,000 | |
| 合 計 | 1,170,029,001 | 88,577,000 | 1,258,606,001 | |

3 県税決算額の構成

(1) 構成比累年比較図



(注) 自動車取得税及び軽油引取税については、旧法分を含む。

(2) 予算額及び決算額

| 区分 | 平成23年度 | | | | 平成24年度 | |
|----------|-------------|-------------|--------|-----------|-------------|-------------|
| | 予算額 | 決算額 | | 予算額に対する割合 | 予算額 | 決算額 |
| | | 金額 | 構成比 | | | |
| | 千円 | 千円 | % | % | 千円 | 千円 |
| 個人県民税 | 298,125,000 | 300,663,169 | 33.64 | 100.9 | 311,958,000 | 313,496,800 |
| 法人県民税 | 49,800,000 | 49,860,034 | 5.58 | 100.1 | 54,100,000 | 54,661,195 |
| 県民税利子割 | 8,086,001 | 8,209,668 | 0.92 | 101.5 | 6,879,001 | 6,947,214 |
| 個人事業税 | 11,714,000 | 11,831,271 | 1.32 | 101.0 | 11,681,000 | 11,662,015 |
| 法人事業税 | 151,900,000 | 153,208,143 | 17.14 | 100.9 | 165,500,000 | 167,066,222 |
| 地方消費税譲渡割 | 96,190,000 | 96,780,463 | 10.83 | 100.6 | 87,955,000 | 89,015,929 |
| 地方消費税貨物割 | 47,931,000 | 47,874,934 | 5.36 | 99.9 | 55,902,000 | 55,776,695 |
| 不動産取得税 | 17,914,000 | 18,111,195 | 2.03 | 101.1 | 17,227,000 | 17,335,251 |
| 県たばこ税 | 16,166,001 | 16,585,683 | 1.86 | 102.6 | 16,372,001 | 16,394,628 |
| ゴルフ場利用税 | 1,771,001 | 1,753,410 | 0.20 | 99.0 | 1,726,001 | 1,709,209 |
| 自動車取得税 | 14,657,000 | 13,892,126 | 1.55 | 94.8 | 17,687,000 | 17,612,134 |
| 軽油引取税 | 55,656,000 | 56,749,656 | 6.35 | 102.0 | 55,789,000 | 55,798,518 |
| 自動車税 | 116,686,000 | 117,048,397 | 13.10 | 100.3 | 116,773,000 | 116,930,908 |
| 鉱区税 | 3,884 | 3,760 | 0.00 | 96.8 | 3,701 | 3,700 |
| 固定資産税 | 442,871 | 443,481 | 0.04 | 100.1 | 420,918 | 420,950 |
| 狩猟税 | 27,239 | 27,931 | 0.00 | 102.5 | 26,374 | 25,706 |
| 産業廃棄物税 | 710,001 | 704,292 | 0.08 | 99.2 | 589,001 | 582,866 |
| 旧軽油引取税 | 18,001 | 19,039 | 0.00 | 105.8 | 10,001 | 12,103 |
| 旧自動車取得税 | 1,001 | 495 | 0.00 | 49.4 | 2 | 184 |
| 旧特別地方消費税 | 1,000 | 500 | 0.00 | 50.0 | 1,000 | 3,012 |
| 県税計 | 887,800,000 | 893,767,647 | 100.00 | 100.7 | 920,600,000 | 925,455,239 |

| 度 | 予算額に対する割合 | 平成25年度 | | | | 対前年比 | | | |
|-----|-----------|-------------|-------------|--------|-----------|-------|-------|-------|-------|
| | | 予算額 | 決算額 | | 予算額に対する割合 | 予算額 | | 決算額 | |
| | | | 金額 | 構成比 | | 24/23 | 25/24 | 24/23 | 25/24 |
| 構成比 | % | 千円 | 千円 | % | % | % | % | % | % |
| | 33.88 | 342,494,000 | 343,592,026 | 34.40 | 100.3 | 104.6 | 109.8 | 104.3 | 109.6 |
| | 5.91 | 52,800,000 | 53,870,602 | 5.39 | 102.0 | 108.6 | 97.6 | 109.6 | 98.6 |
| | 0.74 | 6,616,001 | 6,704,603 | 0.67 | 101.3 | 85.1 | 96.2 | 84.6 | 96.5 |
| | 1.27 | 11,790,000 | 11,879,539 | 1.19 | 100.8 | 99.7 | 100.9 | 98.6 | 101.9 |
| | 18.06 | 191,000,000 | 192,786,686 | 19.30 | 100.9 | 109.0 | 115.4 | 109.0 | 115.4 |
| | 9.62 | 106,572,000 | 106,000,249 | 10.62 | 99.5 | 91.4 | 121.2 | 92.0 | 119.1 |
| | 6.03 | 59,471,000 | 60,270,459 | 6.03 | 101.3 | 116.6 | 106.4 | 116.5 | 108.1 |
| | 1.88 | 20,217,000 | 21,113,419 | 2.11 | 104.4 | 96.2 | 117.4 | 95.7 | 121.8 |
| | 1.77 | 9,712,001 | 9,828,272 | 0.98 | 101.2 | 101.3 | 59.3 | 98.8 | 59.9 |
| | 0.18 | 1,682,001 | 1,671,985 | 0.17 | 99.4 | 97.5 | 97.5 | 97.5 | 97.8 |
| | 1.90 | 15,952,000 | 15,869,471 | 1.59 | 99.5 | 120.7 | 90.2 | 126.8 | 90.1 |
| | 6.03 | 57,335,000 | 57,732,502 | 5.78 | 100.7 | 100.2 | 102.8 | 98.3 | 103.5 |
| | 12.63 | 116,406,000 | 116,515,089 | 11.67 | 100.1 | 100.1 | 99.7 | 99.9 | 99.6 |
| | 0.00 | 3,501 | 3,456 | 0.00 | 98.7 | 95.3 | 94.6 | 98.4 | 93.4 |
| | 0.04 | 425,928 | 426,706 | 0.04 | 100.2 | 95.0 | 101.2 | 94.9 | 101.4 |
| | 0.00 | 24,564 | 21,271 | 0.00 | 86.6 | 96.8 | 93.1 | 92.0 | 82.7 |
| | 0.06 | 588,001 | 578,135 | 0.06 | 98.3 | 83.0 | 99.8 | 82.8 | 99.2 |
| | 0.00 | 10,001 | 6,687 | 0.00 | 66.9 | 55.6 | 100.0 | 63.6 | 55.3 |
| | 0.00 | 2 | 82 | 0.00 | 4092.8 | 0.2 | 100.0 | 37.2 | 44.6 |
| | 0.00 | 1,000 | 0 | 0.00 | 0.0 | 100.0 | 100.0 | 602.4 | 皆減 |
| | 100.00 | 993,100,000 | 998,871,239 | 100.00 | 100.6 | 103.7 | 107.9 | 103.5 | 107.9 |

4 基準財政収入

| 区分 | 平成25年度 | (A)×100/75 | 平成24年度 | (C)×100/75 | 平成24年度 |
|----------------------|----------------|-------------|----------------|-------------|---------------|
| | 基準財政収入額 (A) | (B) | 基準財政収入額 (C) | (D) | 税収入決算額 (E) |
| | 千円 | 千円 | 千円 | 千円 | 千円 |
| 均個人分 | 2,662,334 | 3,549,779 | 2,654,641 | 3,539,521 | 3,522,613 |
| 均法人分 | 5,542,163 | 7,389,551 | 5,565,698 | 7,420,931 | 7,487,188 |
| 計 | 8,204,497 | 10,939,330 | 8,220,339 | 10,960,452 | 11,009,801 |
| 所得割 | 266,557,612 | 307,323,723 | 261,261,583 | 301,471,346 | 295,887,085 |
| 法人税割 | 34,260,895 | 45,681,193 | 31,424,599 | 41,899,465 | 40,682,821 |
| 利子割 | 2,093,244 | 2,790,992 | 2,534,861 | 3,379,815 | 3,479,671 |
| 配当割 | 1,826,526 | 2,435,368 | 1,452,159 | 1,936,212 | 2,256,273 |
| 株式等譲渡所得割 | 287,002 | 382,669 | 431,390 | 575,187 | 527,663 |
| 計 | 313,229,776 | 369,553,275 | 305,324,931 | 360,222,477 | 353,843,314 |
| 事業税 | 7,984,196 | 10,645,595 | 7,713,877 | 10,285,169 | 11,420,098 |
| 法人分 | 142,684,117 | 190,245,489 | 128,020,078 | 170,693,437 | 166,912,433 |
| 計 | 150,668,313 | 200,891,084 | 135,733,955 | 180,978,606 | 178,332,531 |
| 地方消費税 | 44,869,995 | 59,826,660 | 44,970,723 | 59,960,964 | |
| 譲渡割 | 17,297,013 | 23,062,684 | 16,609,255 | 22,145,673 | |
| 貨物割 | 62,167,008 | 82,889,344 | 61,579,978 | 82,106,637 | 79,854,010 |
| 計 | 13,078,602 | 17,438,136 | 13,435,624 | 17,914,165 | 17,081,940 |
| 不動産取得税 | 7,233,724 | 9,644,965 | 11,345,648 | 15,127,531 | 16,394,628 |
| 道府県たばこ税 | 364,593 | 486,124 | 358,624 | 478,165 | 496,736 |
| ゴルフ場利用税 | 82,887,703 | 110,516,937 | 83,929,770 | 111,906,360 | 115,956,151 |
| 自動車税 | 2,678 | 3,571 | 2,849 | 3,799 | 3,700 |
| 鉦区税 | 318,515 | 424,687 | 315,790 | 421,053 | 420,950 |
| 固定資産税 | 3,478,914 | 4,638,552 | 3,208,357 | 4,277,809 | 4,910,103 |
| 自動車取得税 | 31,856,523 | 42,475,364 | 31,914,295 | 42,552,393 | 41,306,552 |
| 軽油引取税 | 665,286,349 | 838,962,039 | 647,149,821 | 815,988,995 | 808,600,615 |
| 小計(1) | - | - | - | - | 24 |
| 地方道路譲与税 | 4,998,469 | 4,998,469 | 5,072,654 | 5,072,654 | 5,126,611 |
| 道路揮発油譲与税 | 315,910 | 315,910 | 330,992 | 330,992 | 313,403 |
| 石油ガス譲与税 | 36,542 | 36,542 | 28,097 | 28,097 | 36,615 |
| 航空機燃料譲与税 | 79,961,651 | 79,961,651 | 73,596,558 | 73,596,558 | 96,734,982 |
| 地方法人特別譲与税 | 85,312,572 | 85,312,572 | 79,028,301 | 79,028,301 | 102,211,635 |
| 小計(2) | 2,425,775 | 2,425,775 | 2,413,305 | 2,413,305 | 2,327,999 |
| 交通安全対策特別交付金 | 559,316 | 559,316 | 439,604 | 439,604 | - |
| 東日本大震災に係る特例加算額 | 2,485,373 | 2,485,373 | 2,486,189 | 2,486,189 | 3,314,918 |
| 地方特例交付金 | 5,470,464 | 5,470,464 | 5,339,098 | 5,339,098 | 5,642,917 |
| 小計(3) | | | | | |
| 計 | | | | | |
| (1)+(2)+(3) | 756,069,385 | 929,745,075 | 731,517,220 | 900,356,394 | 916,455,167 |
| 減取補てん債相当額に係る特例加算金(5) | | | | | |
| 合計(4)+(5) | 756,069,385 | 929,745,075 | 731,517,220 | 900,356,394 | 916,455,167 |

- (注) 1 県民税利子割、県民税配当割、県民税株式等譲渡所得割、地方消費税、ゴルフ場利用税及び自動車取得税については市町村交付金を控除した額を、軽油引取税については名古屋市交付金を控除した額を記載した。
 2 県民税利子割については、利子割精算金収入を含み、利子割精算金を控除した額を記載した。
 3 地方消費税については、地方消費税清算金収入を含み、地方消費税清算金を控除した額を記載した。
 4 自動車取得税及び軽油引取税については旧法による税を含んだ額を記載した。
 5 各年度の決算額は、現年課税分の決算額(超過課税分は除く。)を記載した。

額に関する調

| 平成25年度 税収入決算額 (F) | 比較 | | | | 比率 | |
|-------------------------|------------|------------|-------------|-------------|---------|---------|
| | (A)-(C) | (B)-(D) | (D)-(E) | (B)-(F) | (D)/(E) | (B)/(F) |
| 千円 | 千円 | 千円 | 千円 | 千円 | % | % |
| 3,569,899 | 7,693 | 10,258 | 16,908 | △20,120 | 100.5 | 99.4 |
| 7,568,548 | △23,535 | △31,380 | △66,257 | △178,997 | 99.1 | 97.6 |
| 11,138,447 | △15,842 | △21,122 | △49,349 | △199,117 | 99.6 | 98.2 |
| 303,419,227 | 5,296,029 | 5,852,377 | 5,584,261 | 3,904,496 | 101.9 | 101.3 |
| 39,935,432 | 2,836,296 | 3,781,728 | 1,216,644 | 5,745,761 | 103.0 | 114.4 |
| 3,447,024 | △441,617 | △588,823 | △99,856 | △656,032 | 97.1 | 81.0 |
| 3,817,256 | 374,367 | 499,156 | △320,061 | △1,381,888 | 85.8 | 63.8 |
| 8,187,374 | △144,388 | △192,518 | 47,524 | △7,804,705 | 109.0 | 4.7 |
| 369,944,760 | 7,904,845 | 9,330,798 | 6,379,163 | △391,485 | 101.8 | 99.9 |
| 11,667,264 | 270,319 | 360,426 | △1,134,929 | △1,021,669 | 90.1 | 91.2 |
| 183,308,363 | 14,664,039 | 19,552,052 | 3,781,004 | 6,937,126 | 102.3 | 103.8 |
| 194,975,627 | 14,934,358 | 19,912,478 | 2,646,075 | 5,915,457 | 101.5 | 103.0 |
| | △100,728 | △134,304 | | | | |
| | 687,758 | 917,011 | | | | |
| 87,629,961 | 587,030 | 782,707 | 2,252,627 | △4,740,617 | 102.8 | 94.6 |
| 20,978,412 | △357,022 | △476,029 | 832,225 | △3,540,276 | 104.9 | 83.1 |
| 9,828,272 | △4,111,924 | △5,482,566 | △1,267,097 | △183,307 | 92.3 | 98.1 |
| 494,518 | 5,969 | 7,959 | △18,571 | △8,394 | 96.3 | 98.3 |
| 115,689,632 | △1,042,067 | △1,389,423 | △4,049,791 | △5,172,695 | 96.5 | 95.5 |
| 3,456 | △171 | △228 | 99 | 115 | 102.7 | 103.3 |
| 426,706 | 2,725 | 3,634 | 103 | △2,019 | 100.0 | 99.5 |
| 4,498,011 | 270,557 | 360,743 | △632,294 | 140,541 | 87.1 | 103.1 |
| 42,369,901 | △57,772 | △77,029 | 1,245,841 | 105,463 | 103.0 | 100.2 |
| 846,839,256 | 18,136,528 | 22,973,044 | 7,388,380 | △7,877,217 | 100.9 | 99.1 |
| 0 | - | - | △24 | - | - | - |
| 5,015,239 | △74,185 | △74,185 | △53,957 | △16,770 | 98.9 | 99.7 |
| 301,277 | △15,082 | △15,082 | 17,589 | 14,633 | 105.6 | 104.9 |
| 49,622 | 8,445 | 8,445 | △8,518 | △13,080 | 76.7 | 73.6 |
| 116,944,088 | 6,365,093 | 6,365,093 | △23,138,424 | △36,982,437 | 76.1 | 68.4 |
| 122,310,226 | 6,284,271 | 6,284,271 | △23,183,334 | △36,997,654 | 77.3 | 69.8 |
| 2,261,626 | 12,470 | 12,470 | 85,306 | 164,149 | 103.7 | 107.3 |
| - | 119,712 | 119,712 | 439,604 | 559,316 | - | - |
| 3,313,831 | △816 | △816 | △828,729 | △828,458 | 75.0 | 75.0 |
| 5,575,457 | 131,366 | 131,366 | △303,819 | △104,993 | 94.6 | 98.1 |
| 974,724,939 | 24,552,165 | 29,388,681 | △16,098,773 | △44,979,864 | 98.2 | 95.4 |
| | | | | | | |
| 974,724,939 | 24,552,165 | 29,388,681 | △16,098,773 | △44,979,864 | 98.2 | 95.4 |

参考

| 区分 | 基準財政収入額 (A) 千円 | 基準財政需要額 (B) 千円 | 財源不足額 (B)-(A) 千円 |
|--------|----------------------|----------------------|------------------------|
| 平成24年度 | 731,517,220 | 788,863,138 | 57,345,918 |
| 平成25年度 | 756,069,385 | 820,884,932 | 64,815,547 |